

Course: wl.202420.SCLA.10200.246.23495: Crit Think & Com II
Instructor: Maria Waggoner *
Response Rate: 13/29 (44.83 %)

1 - YOUR CLASS

Response Option	Weight	Frequency	Percent	Percent Responses	Means
Fresh	(1)	10	76.92%	<div><div></div></div>	
Soph	(2)	3	23.08%	<div><div></div></div>	
Jr	(3)	0	0.00%		
Sr	(4)	0	0.00%		
Grad	(5)	0	0.00%		
Other	(6)	0	0.00%		
				0 25 50 100	
Response Rate					
13/29 (44.83%)					

2 - EXPECTED GRADE

Response Option	Weight	Frequency	Percent	Percent Responses	Means
A	(1)	10	76.92%	<div><div></div></div>	
B	(2)	3	23.08%	<div><div></div></div>	
C	(3)	0	0.00%		
D	(4)	0	0.00%		
F	(5)	0	0.00%		
Pass	(6)	0	0.00%		
Fail	(7)	0	0.00%		
				0 25 50 100	
Response Rate					
13/29 (44.83%)					

3 - COURSE REQUIRED

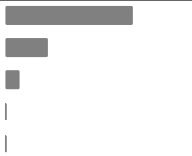

Response Option	Weight	Frequency	Percent	Percent Responses	Means
Required for your major/minor	(1)	5	38.46%	<div><div></div></div>	
Required by school/University	(2)	7	53.85%	<div><div></div></div>	
Elective	(3)	1	7.69%	<div><div></div></div>	
				0 25 50 100	
Response Rate					
13/29 (44.83%)					

4 - YOUR SCHOOL

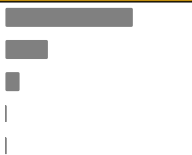

Response Option	Weight	Frequency	Percent	Percent Responses	Means
AG	(1)	1	7.69%	<div><div></div></div>	
ED	(2)	0	0.00%		
ENGR	(3)	3	23.08%	<div><div></div></div>	
HHS	(4)	0	0.00%		
LA	(5)	1	7.69%	<div><div></div></div>	
MGMT	(6)	3	23.08%	<div><div></div></div>	
PHARM	(7)	0	0.00%		
SCI	(8)	2	15.38%	<div><div></div></div>	
PPI	(9)	3	23.08%	<div><div></div></div>	
VET MED	(10)	0	0.00%		
UNDECLARED	(11)	0	0.00%		
JOINT AND SPECIAL PROGRAMS	(12)	0	0.00%		
				0 25 50 100	
Response Rate					
13/29 (44.83%)					

Course: wl.202420.SCLA.10200.246.23495: Crit Think & Com II
Instructor: Maria Waggoner *
Response Rate: 13/29 (44.83 %)

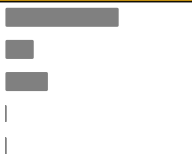

5 - The course is well organized.

Response Option	Weight	Frequency	Percent	Percent Responses	Means			
Strongly Agree	(5)	9	69.23%			4.62		
Agree	(4)	3	23.08%					
Neither Agree nor Disagree	(3)	1	7.69%					
Disagree	(2)	0	0.00%					
Strongly Disagree	(1)	0	0.00%					
				0 25 50 100	Question			
Response Rate				Mean		STD		Median
13/29 (44.83%)				4.62		0.65		5.00

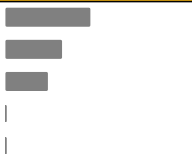

6 - The assignments aid me in achieving the class objectives.

Response Option	Weight	Frequency	Percent	Percent Responses	Means			
Strongly Agree	(5)	9	69.23%			4.62		
Agree	(4)	3	23.08%					
Neither Agree nor Disagree	(3)	1	7.69%					
Disagree	(2)	0	0.00%					
Strongly Disagree	(1)	0	0.00%					
				0 25 50 100	Question			
Response Rate				Mean		STD		Median
13/29 (44.83%)				4.62		0.65		5.00

7 - The projects or laboratories aid me in achieving the class objectives. [where relevant]

Response Option	Weight	Frequency	Percent	Percent Responses	Means			
Strongly Agree	(5)	8	61.54%			4.38		
Agree	(4)	2	15.38%					
Neither Agree nor Disagree	(3)	3	23.08%					
Disagree	(2)	0	0.00%					
Strongly Disagree	(1)	0	0.00%					
				0 25 50 100	Question			
Response Rate				Mean		STD		Median
13/29 (44.83%)				4.38		0.87		5.00


8 - The tests or exams aid me in achieving the course objectives. [where relevant]

Response Option	Weight	Frequency	Percent	Percent Responses	Means			
Strongly Agree	(5)	6	46.15%			4.23		
Agree	(4)	4	30.77%					
Neither Agree nor Disagree	(3)	3	23.08%					
Disagree	(2)	0	0.00%					
Strongly Disagree	(1)	0	0.00%					
				0 25 50 100	Question			
Response Rate				Mean		STD		Median
13/29 (44.83%)				4.23		0.83		4.00

Course: wl.202420.SCLA.10200.246.23495: Crit Think & Com II
Instructor: Maria Waggoner *
Response Rate: 13/29 (44.83 %)


9 - The instructor communicates clearly.

Maria Waggoner

Response Option	Weight	Frequency	Percent	Percent Responses	Means			
Strongly Agree	(5)	12	92.31%		4.85			
Agree	(4)	0	0.00%					
Neither Agree nor Disagree	(3)	1	7.69%					
Disagree	(2)	0	0.00%					
Strongly Disagree	(1)	0	0.00%					
				0 25 50 100	Question			
Response Rate				Mean		STD		Median
13/29 (44.83%)				4.85		0.55		5.00


10 - The instructor effectively answers students' questions.

Maria Waggoner

Response Option	Weight	Frequency	Percent	Percent Responses	Means			
Strongly Agree	(5)	12	92.31%		4.85			
Agree	(4)	0	0.00%					
Neither Agree nor Disagree	(3)	1	7.69%					
Disagree	(2)	0	0.00%					
Strongly Disagree	(1)	0	0.00%					
				0 25 50 100	Question			
Response Rate				Mean		STD		Median
13/29 (44.83%)				4.85		0.55		5.00


11 - The instructor seems to care about my learning in this course.

Maria Waggoner

Response Option	Weight	Frequency	Percent	Percent Responses	Means			
Strongly Agree	(5)	12	92.31%		4.85			
Agree	(4)	0	0.00%					
Neither Agree nor Disagree	(3)	1	7.69%					
Disagree	(2)	0	0.00%					
Strongly Disagree	(1)	0	0.00%					
				0 25 50 100	Question			
Response Rate				Mean		STD		Median
13/29 (44.83%)				4.85		0.55		5.00

12 - The instructor makes time to help students.

Maria Waggoner

Response Option	Weight	Frequency	Percent	Percent Responses	Means			
Strongly Agree	(5)	11	84.62%		4.77			
Agree	(4)	1	7.69%					
Neither Agree nor Disagree	(3)	1	7.69%					
Disagree	(2)	0	0.00%					
Strongly Disagree	(1)	0	0.00%					
				0 25 50 100	Question			
Response Rate				Mean		STD		Median
13/29 (44.83%)				4.77		0.60		5.00

Course: wl.202420.SCLA.10200.246.23495: Crit Think & Com II
Instructor: Maria Waggoner *
Response Rate: 13/29 (44.83 %)

13 - The instructor is fair in evaluating my performance in the course.

Maria Waggoner

Response Option	Weight	Frequency	Percent	Percent Responses	Means			
Strongly Agree	(5)	10	76.92%					
Agree	(4)	1	7.69%					
Neither Agree nor Disagree	(3)	2	15.38%					
Disagree	(2)	0	0.00%					
Strongly Disagree	(1)	0	0.00%					
				0 25 50 100	Question			
Response Rate				Mean		STD		Median
13/29 (44.83%)				4.62		0.77		5.00

14 - The instructor created an inclusive learning environment.

Maria Waggoner

Response Option	Weight	Frequency	Percent	Percent Responses	Means			
Strongly Agree	(5)	11	84.62%					
Agree	(4)	1	7.69%					
Neither Agree nor Disagree	(3)	1	7.69%					
Disagree	(2)	0	0.00%					
Strongly Disagree	(1)	0	0.00%					
				0 25 50 100	Question			
Response Rate				Mean		STD		Median
13/29 (44.83%)				4.77		0.60		5.00

15 - We welcome your comments below. What is something/are some things that the instructor does well, e.g., something you hope that the instructor will continue to do in the class in the future?

Maria Waggoner

Response Rate 8/29 (27.59%)

- Really sweet professor, open to many different opinions/viewpoints.
- I love her perspective on our assigned books. While it is a communication class, I value the philosophical perspective that she brings; It makes the class feel deeper and more constructive than just learning how to communicate as we learn how to communicate WHY we think the things we do on a deeper level than what is typically done.
- When I switched to her class after the first week she took the time to help me catch up and integrate into the class well. It was much appreciated.
- Continue doing the group projects where a group leads the class. It is very good.
- Professor Waggoner is very engaging with the class and has been a great professor. She is good at being firm with the way she grades things and is also good at having engaging questions and counterpoints for the benefit of the class.
- N/A
- This class's structure is well thought out, and I really enjoyed all the different perspectives on the same topic that each of the books provided. Both the written and oral assignments were good and required a decent amount of critical thinking on the material, especially where one's own opinions were required to answer the question.
- Class is very interactive and she allows students to share their ideas whenever they have one.

16 - Make a suggestion(s) for improving the course (a criticism alone is not helpful; tell your instructor how you would fix any problem).

Maria Waggoner





Response Rate 6/29 (20.69%)

- I would make the time requirements for speeches less severe. For example, I received high scores on the speeches themselves but was docked points for being under time. While I understand having requirements, I don't feel like my grades on the speeches reflected my effort and speech itself because I lost points due to talking faster when nervous.
- N/A
- None.
- N/A
- I enjoyed the student-led lessons, however I often felt that it was difficult to communicate with my group members, which may be a shared sentiment across different groups. Maybe having some "Discussion plan" submission, consisting of a page or so of bullet points/topics, would help groups be more organized? (especially if there is some template to go off of)
- No criticisms.

Course: wl.202420.SCLA.10200.246.23495: Crit Think & Com II
Instructor: Maria Waggoner *
Response Rate: 13/29 (44.83 %)





17 - The relationship of this course to my education is apparent.

Maria Waggoner

Response Option	Weight	Frequency	Percent	Percent Responses	Means			
Strongly Agree	(5)	6	54.55%					
Agree	(4)	3	27.27%					
Neither Agree nor Disagree	(3)	2	18.18%					
Disagree	(2)	0	0.00%					
Strongly Disagree	(1)	0	0.00%					
				0 25 50 100	Question			
Response Rate				Mean	STD	Median		
11/29 (37.93%)				4.36	0.81	5.00		





18 - My instructor asks questions which challenge me to think.

Maria Waggoner





Response Option	Weight	Frequency	Percent	Percent Responses	Means			
Strongly Agree	(5)	8	72.73%					
Agree	(4)	2	18.18%					
Neither Agree nor Disagree	(3)	1	9.09%					
Disagree	(2)	0	0.00%					
Strongly Disagree	(1)	0	0.00%					
				0 25 50 100	Question			
Response Rate				Mean	STD	Median		
11/29 (37.93%)				4.64	0.67	5.00		

19 - My instructor is friendly and accessible.

Maria Waggoner






Response Option	Weight	Frequency	Percent	Percent Responses	Means			
Strongly Agree	(5)	9	81.82%					
Agree	(4)	1	9.09%					
Neither Agree nor Disagree	(3)	1	9.09%					
Disagree	(2)	0	0.00%					
Strongly Disagree	(1)	0	0.00%					
				0 25 50 100	Question			
Response Rate				Mean	STD	Median		
11/29 (37.93%)				4.73	0.65	5.00		

20 - This course encourages me to think critically.

Response Option	Weight	Frequency	Percent	Percent Responses	Means			
Strongly Agree	(5)	8	72.73%					
Agree	(4)	2	18.18%					
Neither Agree nor Disagree	(3)	1	9.09%					
Disagree	(2)	0	0.00%					
Strongly Disagree	(1)	0	0.00%					
				0 25 50 100	Question			
Response Rate				Mean	STD	Median		
11/29 (37.93%)				4.64	0.67	5.00		

Course: wl.202420.SCLA.10200.246.23495: Crit Think & Com II
Instructor: Maria Waggoner *
Response Rate: 13/29 (44.83 %)

21 - This course improved my oral communication skills.

Response Option	Weight	Frequency	Percent	Percent Responses	Means			
Strongly Agree	(5)	6	54.55%		 4.27			
Agree	(4)	3	27.27%					
Neither Agree nor Disagree	(3)	1	9.09%					
Disagree	(2)	1	9.09%					
Strongly Disagree	(1)	0	0.00%					
				0 25 50 100	Question			
Response Rate				Mean	STD	Median		
11/29 (37.93%)				4.27	1.01	5.00		